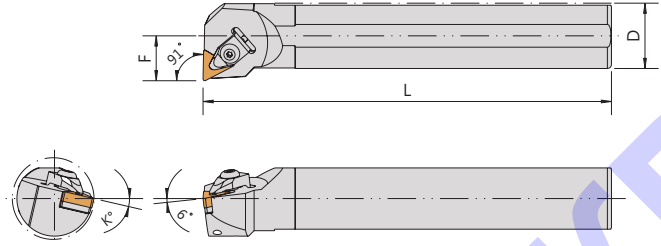
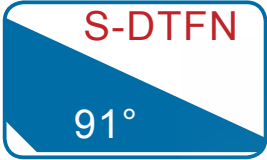
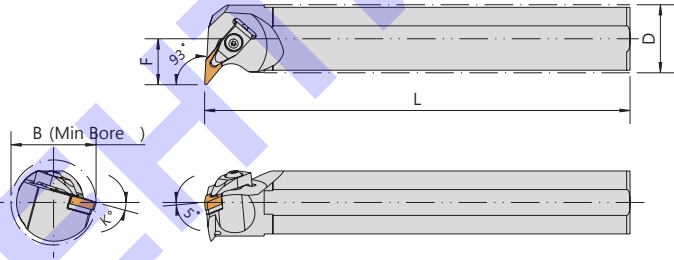
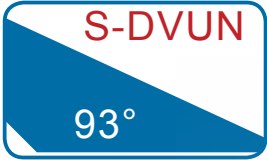




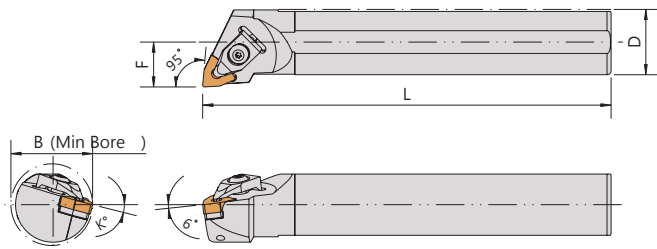

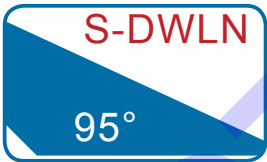
Boring Bars 内孔車刀



Order No.	Insert	Dimensions					Parts					Wrench
		D	F	L	B	K°	Insert	Holder	Clamp	Spring	Locking Pin	
S25R-DTFNR/L16	TNMG1604	25	17	200	32	13°	SMT-323	CS40075	CP-D2	SP0612	CSB0415T	TL15
S32S-DTFNR/L16		32	22	250	40	13°	SMT-323	CS40075	CP-D2	SP0612	CSB0415T	TL15



Order No.	Insert	Dimensions					Parts					Wrench
		D	F	L	B	K°	Insert	Holder	Clamp	Spring	Locking Pin	
S40T-DVUNR/L16	VNMG1604	40	27	300	50	15°	SMV-322	CSA40079	CP-D3	SP0816	CSB0620T	TL20



Order No.	Insert	Dimensions					Parts					Wrench
		D	F	L	B	K°	Insert	Holder	Clamp	Spring	Locking Pin	
S25R-DWLNR/L06	WNMG0604	25	17	200	32	14°	SMW-322	CSA4009F	CP-D2	SP0612	CSB0415T	TL15
S25R-DWLNR/L08	WNMG0804	25	17	200	32	14°	SMW-423	CSF4010	CP-D4	SP0816	CSB0620T	TL20
S32S-DWLNR/L08		32	22	250	40	14°	SMW-423	CSF4010	CP-D4	SP0816	CSB0620T	TL20
S40T-DWLNR/L08	WNMG0804	40	27	300	50	12°	SMW-423	CSF4010	CP-D4	SP0816	CSB0620T	TL20