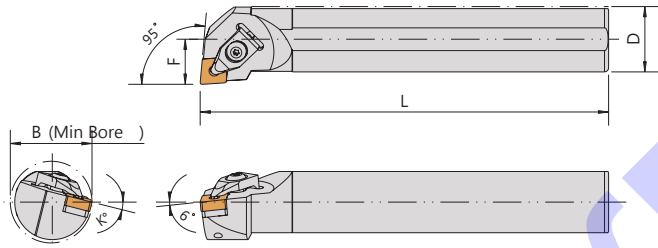
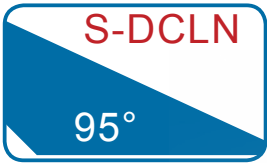
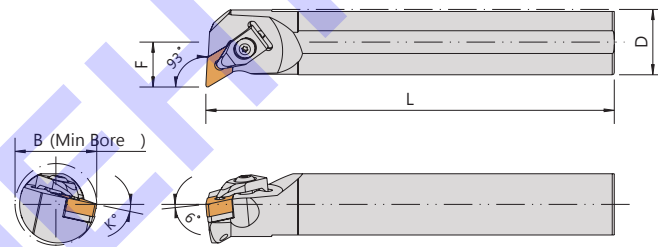
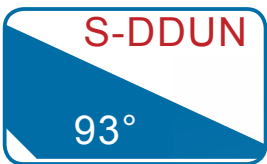




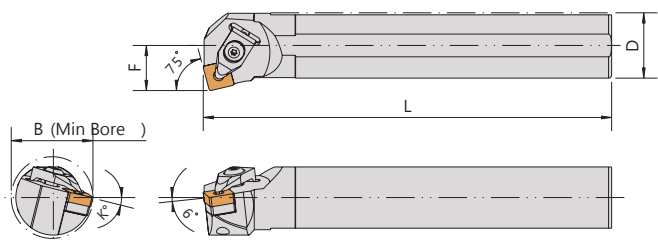
Boring Bars 内孔車刀



Order No.	Insert	Dimensions					Parts					Wrench
		D	F	L	B	K°	Insert	Holder	Clamp	Spring	Locking Pin	
S25R-DCLNR/L12	CNMG1204	25	17	200	32	14°	SMC-422	CSF4010	CP-D4	SP0816	CSB0620T	TL20
S32S-DCLNR/L12		32	22	250	40	14°	SMC-422	CSF4010	CP-D4	SP0816	CSB0620T	TL20
S40T-DCLNR/L12		40	27	300	50	12°	SMC-422	CSF4010	CP-D4	SP0816	CSB0620T	TL20



Order No.	Insert	Dimensions					Parts					Wrench
		D	F	L	B	K°	Insert	Holder	Clamp	Spring	Locking Pin	
S25R-DDUNR/L15	DNMG1504-SMD443	25	17	200	32	16°	SMD-4XX	CSF4010	CP-D4	SP0816	CSB0620T	TL20
S32S-DDUNR/L15	DNMG1506-SMD424	32	22	250	40	12°	SMD-4XX	CSF4010	CP-D4	SP0816	CSB0620T	TL20
S40T-DDUNR/L15	SMD424	40	27	300	50	10°	SMD-4XX	CSF4010	CP-D4	SP0816	CSB0620T	TL20



Order No.	Insert	Dimensions					Parts					Wrench
		D	F	L	B	K°	Insert	Holder	Clamp	Spring	Locking Pin	
S25R-DSKNR/L12	SNMG1204	25	17	200	32	14°	—	—	CP-D4	SP0816	CSB0620T	TL20
S32S-DSKNR/L12		32	22	250	40	14°	SMS-422	CSF4010	CP-D4	SP0816	CSB0620T	TL20