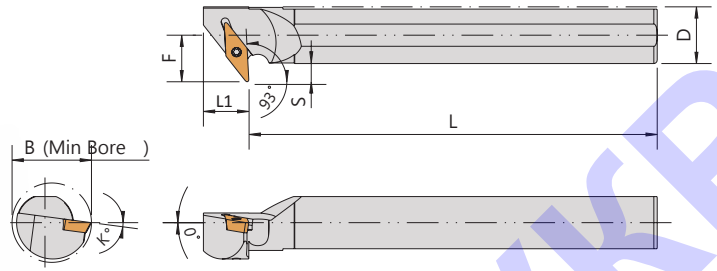
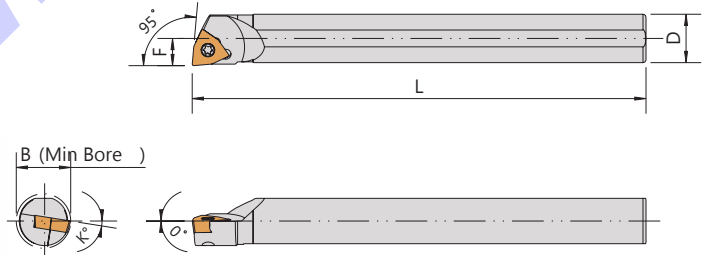
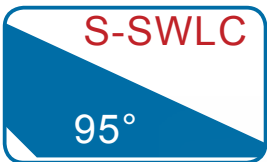




Boring Bars 内孔車刀



Order No.	Insert	Dimensions							Parts	Wrench
Right / Left		D	F	S	L	B	L1	K°		
S16Q-SVZCR/L11	VCMT1103	16	13	5	180	20	10	7.5°	CS35090	FT-15
S20R-SVZCR/L16	VCMT1604	20	17	7	200	30	20	7.5°	CS35090	FT-15
S25R-SVZCR/L16	VCMT1604	25	19.5	7	200	35	20	7.5°	CS35090	FT-15
S32S-SVZCR/L16	VCMT1604	32	23	7	250	40	20	7.5°	CS35090	FT-15
S40T-SVZCR/L16	VCMT1604	40	27	7	300	50	20	7.5°	CS35090	FT-15



Order No.	Insert	Dimensions					Parts	Wrench
Right / Left		D	F	L	B	K°		
S08H-SWLCR03-10	WCMT0302	8	5	100	10	13°	CS25055	FT-8
S10K-SWLCR03-12	WCMT0302	10	6	125	12	12°	CS25055	FT-8
S12M-SWLCR03-14	WCMT0302	12	7	150	14	9°	CS25055	FT-8
S12M-SWLCR06-14	WCMT06T3	12	7	150	14	12°	CS40090	FT-15
S16Q-SWLCR06-18	WCMT06T3	16	9	180	18	9°	CS40090	FT-15
S20R-SWLCR06-22	WCMT06T3	20	11	200	22	7°	CS40090	FT-15