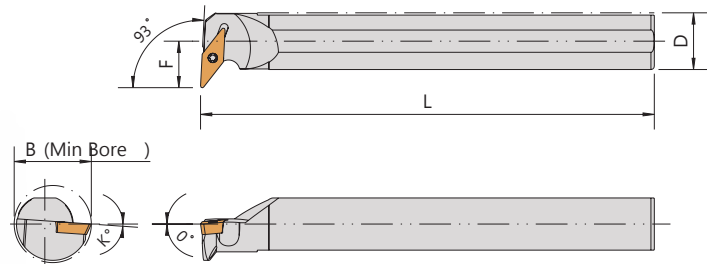




Order No.	Insert	Dimensions					Parts	Wrench
		D	F	L	B	K°		
Right / Left								
S16Q-SVQCR/L11	VCMT1103	16	13	180	22	7°	CS25060	FT-7
S20R-SVQCR/L11	VCMT1103	20	15	200	27	6°	CS25060	FT-7
S20R-SVQCR/L16	VCMT1604	20	19	200	30	8°	CS35090	FT-15
S25R-SVQCR/L16	VCMT1604	25	20.5	200	34	4°	CS35090	FT-15
S32S-SVQCR/L16	VCMT1604	32	22.5	250	41	8°	CS35090	FT-15
S40T-SVQCR/L16	VCMT1604	40	27	300	50	6°	CS35090	FT-15



Order No.	Insert	Dimensions					Parts	Wrench
		D	F	L	B	K°		
Right / Left								
S16Q-SVUCR/L11	VCMT1103	16	13	180	22	7°	CS25060	FT-7
S20R-SVUCR/L11	VCMT1103	20	15	200	27	6°	CS25060	FT-7
S20R-SVUCR/L16	VCMT1604	20	19	200	31	8°	CS35090	FT-15
S25R-SVUCR/L16	VCMT1604	25	20.5	200	33	4°	CS35090	FT-15
S32S-SVUCR/L16	VCMT1604	32	22.5	250	42	8°	CS35115	FT-15
S40T-SVUCR/L16	VCMT1604	40	27	300	51	6°	CS35115	FT-15