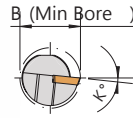
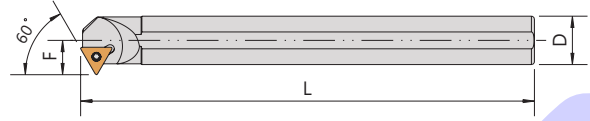
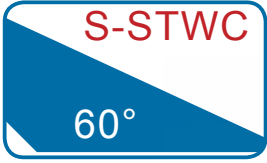
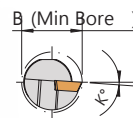
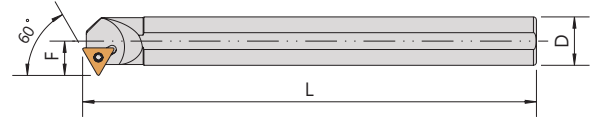
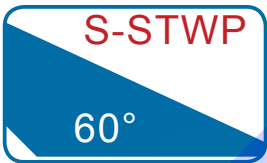




Boring Bars 内孔車刀



| Order No. | Insert | Dimensions | | | | | Parts | Wrench |
|----------------|----------|------------|------|-----|----|-----|---------|--------|
| Right / Left | | D | F | L | B | K° | | |
| S08H-STWCR/L09 | TCMT0902 | 8 | 6 | 100 | 10 | 13° | CS22050 | FT-7 |
| S10K-STWCR/L09 | TCMT0902 | 10 | 7 | 125 | 13 | 8° | CS22050 | FT-7 |
| S10K-STWCR/L11 | TCMT1102 | 10 | 7 | 125 | 13 | 8° | CS25060 | FT-7 |
| S12M-STWCR/L11 | TCMT1102 | 12 | 9 | 150 | 16 | 8° | CS25060 | FT-7 |
| S16Q-STWCR/L11 | TCMT1102 | 16 | 11 | 180 | 20 | 6° | CS25060 | FT-7 |
| S20R-STWCR/L11 | TCMT1102 | 20 | 13 | 200 | 25 | 4° | CS25060 | FT-7 |
| S25R-STWCR/L11 | TCMT1102 | 25 | 15 | 200 | 31 | 6° | CS25060 | FT-7 |
| S20R-STWCR/L16 | TCMT16T3 | 20 | 14.5 | 200 | 25 | 2° | CS35090 | FT-15 |
| S25R-STWCR/L16 | TCMT16T3 | 25 | 17 | 200 | 32 | 6° | CS35090 | FT-15 |
| S32S-STWCR/L16 | TCMT16T3 | 32 | 20.5 | 250 | 39 | 4° | CS35090 | FT-15 |



| Order No. | Insert | Dimensions | | | | | Parts | Wrench |
|----------------|----------|------------|----|-----|----|-----|----------|--------|
| Right / Left | | D | F | L | B | K° | | |
| S08H-STWPR/L08 | TPMT0802 | 8 | 6 | 100 | 10 | 10° | CS20045 | FT-6 |
| S10K-STWPR/L09 | TPMT0902 | 10 | 7 | 125 | 13 | 8° | CS25065 | FT-8 |
| S10K-STWPR/L11 | TPMT1103 | 10 | 7 | 125 | 13 | 8° | CSA30060 | FT-10 |
| S12M-STWPR/L11 | TPMT1103 | 12 | 9 | 150 | 16 | 5° | CSA30070 | FT-10 |
| S16Q-STWPR/L11 | TPMT1103 | 16 | 11 | 180 | 20 | 4° | CSA30070 | FT-10 |
| S20R-STWPR/L11 | TPMT1103 | 20 | 13 | 200 | 25 | 3° | CSA30070 | FT-10 |