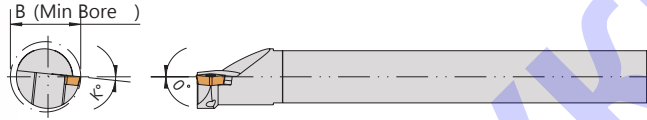
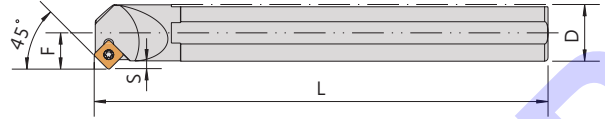
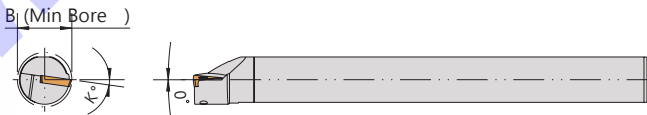
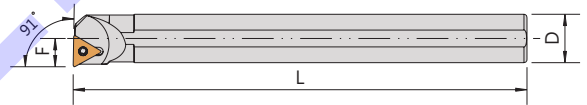
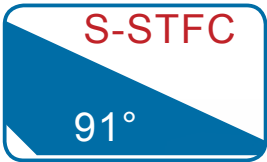




Boring Bars 内孔車刀



Order No.	Insert	Dimensions						Parts	Wrench
Right / Left		D	F	S	L	B	K°		
S12M-SSSCR/L09	SCMT09T3	12	8.5	2.5	150	16	12°	CS40090	FT-15
S16Q-SSSCR/L09	SCMT09T3	16	11.5	3.5	180	20	10°	CS40090	FT-15
S20R-SSSCR/L09	SCMT09T3	20	13.5	3.5	200	26	8°	CS40090	FT-15
S25R-SSSCR/L09	SCMT09T3	25	16	3.5	200	31	6°	CS40090	FT-15



Order No.	Insert	Dimensions					Parts	Wrench
Right / Left		D	F	L	B	K°		
S08H-STFCR/L09	TCMT0902	8	6	100	12	15°	CS22050	FT-7
S10K-STFCR/L09	TCMT0902	10	7	125	14	15°	CS22050	FT-7
S12M-STFCR/L09	TCMT0902	12	9	150	16	10°	CS22050	FT-7
S10K-STFCR/L11	TCMT1102	10	7	125	14	15°	CS25060	FT-7
S12M-STFCR/L11	TCMT1102	12	9	150	16	10°	CS25060	FT-7
S12M-STFCR/L11-14	TCMT1102	12	7	150	14	10°	CS25060	FT-7
S16Q-STFCR/L11	TCMT1102	16	11	180	20	6°	CS25060	FT-7
S16Q-STFCR/L11-18	TCMT1102	16	9	180	18	8°	CS25060	FT-7
S20R-STFCR/L11	TCMT1102	20	13	200	25	3°	CS25060	FT-7
S20R-STFCR/L16	TCMT16T3	20	13	200	25	8°	CS35090	FT-15
S25R-STFCR/L16	TCMT16T3	25	17	200	32	6°	CS35090	FT-15
S32S-STFCR/L16	TCMT16T3	32	17.5	250	39	4°	CS35090	FT-15