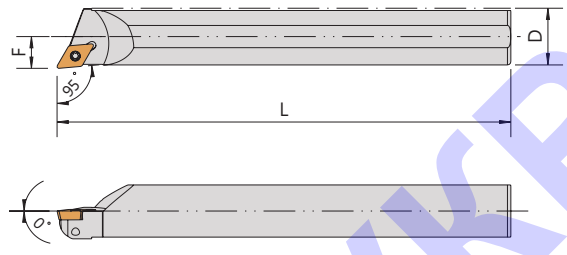
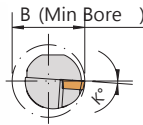


**S-SDJC**

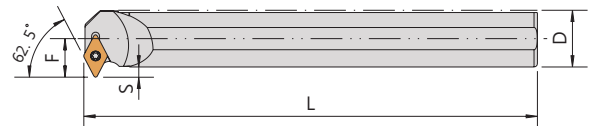
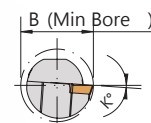

95°



Order No.	Insert	Dimensions					Parts	Wrench
Right / Left		D	F	L	B	K°		
S08K-SDJCR/L07	DCMT0702	8	5	125	11	10°	CS25050	FT-7
S10M-SDJCR/L07	DCMT0702	10	6	150	13	10°	CS25060	FT-7
S12M-SDJCR/L07	DCMT0702	12	7	150	19	10°	CS25060	FT-7
S16Q-SDJCR/L07	DCMT0702	16	9.5	180	23	8°	CS25060	FT-7
S16Q-SDJCR/L11	DCMT11T3	16	9.5	180	23	8°	CS35095	FT-15
S20R-SDJCR/L11	DCMT11T3	20	11.5	200	27	6°	CS35095	FT-15
S25R-SDJCR/L11	DCMT11T3	25	14	200	32	4°	CS35095	FT-15
S32S-SDJCR/L11	DCMT11T3	32	17.5	250	40	2°	CS35095	FT-15

**S-SDWC**

62.5°



Order No.	Insert	Dimensions						Parts	Wrench
Right / Left		D	F	S	L	B	K°		
S12M-SDWCR/L07	DCMT0702	12	10.5	4.5	150	19	10°	CS25060	FT-7
S16Q-SDWCR/L07	DCMT0702	16	12.5	4.5	180	23	8°	CS25060	FT-7
S16Q-SDWCR/L11	DCMT11T3	16	12.5	4.5	180	23	8°	CS35095	FT-15
S20R-SDWCR/L11	DCMT11T3	20	14.5	4.5	200	27	6°	CS35095	FT-15
S25R-SDWCR/L11	DCMT11T3	25	17	4.5	200	32	4°	CS35095	FT-15
S32S-SDWCR/L11	DCMT11T3	32	20	4	250	40	2°	CS35095	FT-15