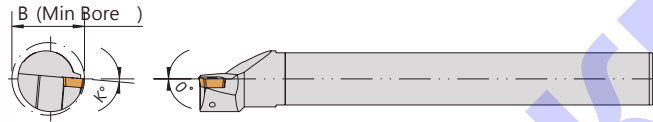
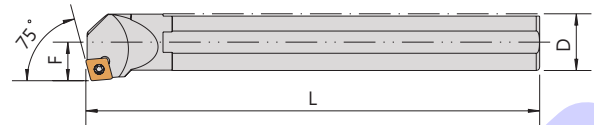
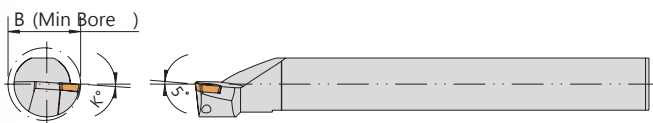
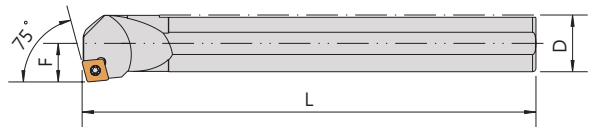




Boring Bars 内孔車刀



Order No.	Insert	Dimensions					Parts	Wrench
		D	F	L	B	K°		
Right / Left								
S08H-SCKCR/L06	CCMT0602	8	6	100	12	13°	CS25050	FT-7
S10K-SCKCR/L06	CCMT0602	10	7	125	14	12°	CS25060	FT-7
S12M-SCKCR/L06	CCMT0602	12	9	150	16	9°	CS25060	FT-7
S16Q-SCKCR/L06	CCMT0602	16	9.5	180	20	7°	CS25060	FT-7
S12M-SCKCR/L09	CCMT09T3	12	8	150	16	13°	CS35075	FT-15
S16Q-SCKCR/L09	CCMT09T3	16	9.5	180	20	9°	CS35090	FT-15
S20R-SCKCR/L09	CCMT09T3	20	13	200	25	7°	CS35090	FT-15
S25R-SCKCR/L09	CCMT09T3	25	17	200	32	5°	CS35090	FT-15



Order No.	Insert	Dimensions					Parts	Wrench
		D	F	L	B	K°		
Right / Left								
S08H-SCKPR/L06	CPMT0602	8	6	100	10	10°	CS25050	FT-7
S10K-SCKPR/L06	CPMT0602	10	7	125	13	8°	CS25060	FT-7
S12M-SCKPR/L06	CPMT0602	12	9	150	16	6°	CS25060	FT-7
S16Q-SCKPR/L06	CPMT0606	16	11	180	20	6°	CS25060	FT-7
S12M-SCKPR/L09	CPMT0903	12	9	150	16	6°	CS40090	FT-15
S16Q-SCKPR/L09	CPMT0903	16	11	180	20	4°	CS40090	FT-15
S20R-SCKPR/L09	CPMT0903	20	13	200	25	4°	CS40090	FT-15
S25R-SCKPR/L09	CPMT0903	25	17	200	32	4°	CS40090	FT-15