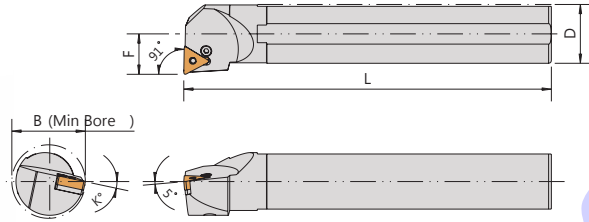
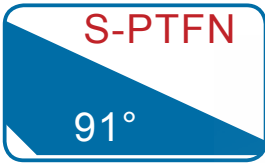
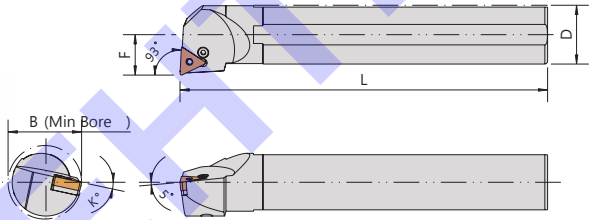
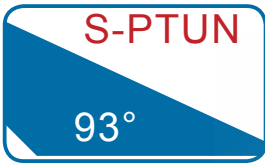




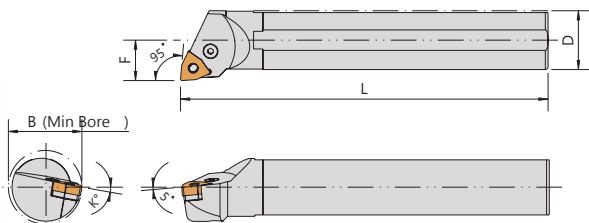

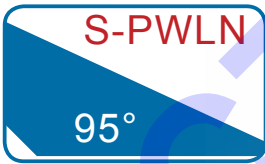
# Boring Bars 内孔車刀



Order No.	Insert	Dimensions					Parts					Wrench
		Right / Left	D	F	L	B	K°	△	□	└	⌘	
S20R-PTFNR/L16	TNMG1604	20	17	200	25	17°	SMT-31T	CS-LSP3	CP-LL6	CS-LS6	LW030	
S25R-PTFNR/L16	TNMG1604	25	17	200	30	15°	SMT-31T	CS-LSP3	CP-LL3	CS-LS3	LW025	
S32S-PTFNR/L16	TNMG1604	32	22	250	40	12°	SMT-31T	CS-LSP3	CP-LL3	CS-LS3	LW025	
S40T-PTFNR/L16	TNMG1604	40	27	300	48	10°	SMT-31T	CS-LSP3	CP-LL3	CS-LS3	LW025	



Order No.	Insert	Dimensions					Parts					Wrench
		Right / Left	D	F	L	B	K°	△	□	└	⌘	
S20R-PTUNR/L16	TNMG1604	20	17	200	25	17°	SMT-31T	CS-LSP3	CP-LL6	CS-LS6	LW030	
S25R-PTUNR/L16	TNMG1604	25	17	200	30	15°	SMT-31T	CS-LSP3	CP-LL3	CS-LS3	LW025	
S32S-PTUNR/L16	TNMG1604	32	22	250	40	12°	SMT-31T	CS-LSP3	CP-LL3	CS-LS3	LW025	
S40T-PTUNR/L16	TNMG1604	40	27	300	48	10°	SMT-31T	CS-LSP3	CP-LL3	CS-LS3	LW025	



Order No.	Insert	Dimensions					Parts					Wrench
		Right / Left	D	F	L	B	K°	△	□	└	⌘	
S16R-PWLNR/L06	WNMG0604	16	11	200	20	14°	—	CS-LSP2	CP-LL2	CS-LS2	LW025	
S20S-PWLNR/L06	WNMG0604	20	13	250	25	12°	—	CS-LSP2	CP-LL2	CS-LS2	LW025	
S25T-PWLNR/L06	WNMG0604	25	17	300	32	12°	—	CS-LSP2	CP-LL2	CS-LS2	LW025	
S32U-PWLNR/L06	WNMG0604	32	22	350	40	10°	—	CS-LSP2	CP-LL2	CS-LS2	LW025	
S25R-PWLNR/L08	WNMG0804	25	17	200	30	12°	—	CS-LSP5	CP-LL5	CS-LS3	LW030	
S32S-PWLNR/L08	WNMG0804	32	22	250	40	10°	SMW-423	CS-LSP4	CP-LL4	CS-LS4	LW030	
S40T-PWLNR/L08	WNMG0804	40	27	300	48	8°	SMW-423	CS-LSP4	CP-LL4	CS-LS4	LW030	