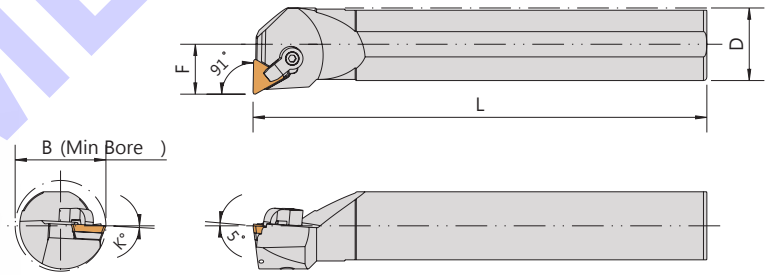

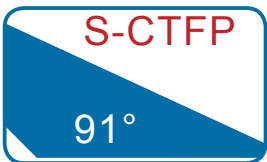


Order No.	Insert	Dimensions					K°	Parts	Wrench		
		D	F	L	B						
Right / Left											
S16Q-CSKPR/L09	SPMN0903	16	11	180	20	0°	—	—	CP50-21	CS7-5015	LW025
S20R-CSKPR/L09	SPMN0903	20	13	200	25	0°	—	—	CP50-21	CS7-5015	LW025
S25R-CSKPR/L12	SPMN1203	25	17	200	32	2°	SMS-421	CSF3010	CP50-22	CS7-6024	LW030
S32S-CSKPR/L12	SPMN1203	32	22	250	40	0°	SMS-421	CSF3010	CP50-22	CS7-6024	LW030



Order No.	Insert	Dimensions					K°	Parts	Wrench		
		D	F	L	B						
Right / Left											
S12M-CTFPR/L11	TPMN1103	12	8.5	150	16	6°	—	—	CP50-27S		LW025
S16Q-CTFPR/L11	TPMN1103	16	11	180	22	4°	—	—	CP50-21	CS7-5015	LW025
S20R-CTFPR/L11	TPMN1103	20	13	200	26	3°	—	—	CP50-21	CS7-5015	LW025
S25R-CTFPR/L 11	TPMN1103	25	17	200	34	3°	—	—	CP50-21	CS7-5018	LW025
S20R-CTFPR/L16	TPMN1603	20	13	200	26	0°	—	—	CP50-26	CS7-5015	LW025
S25R-CTFPR/L16	TPMN1603	25	17	200	34	3°	SMT-321	CS20045	CP50-22	CS7-6024	LW030
S32S-CTFPR/L16	TPMN1603	32	22	250	44	3°	SMT-321	CS20045	CP50-22	CS7-6024	LW030