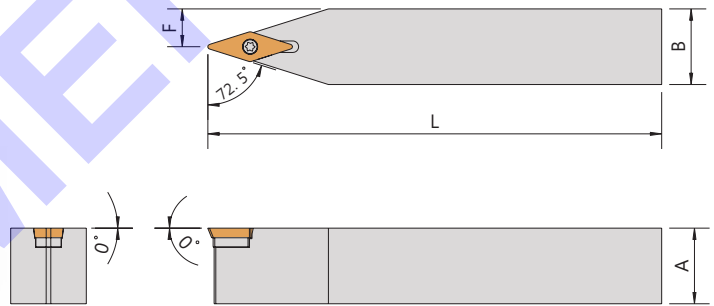

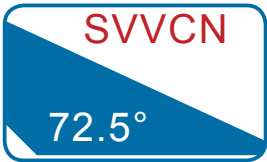


Order No.	Insert	Dimensions					Parts			Wrench	
		A	B	L	E	F					
SVVCR/L-2020K16	VCMT1604	20	20	125	37	20		SN535	CS35115	FT-15	LW035
SVVCR/L-2525M16	VCMT1604	25	25	150	37	25		SN535	CS35115	FT-15	LW035



Order No.	Insert	Dimensions					Parts			Wrench	
		A	B	L	F						
SVVCN-0808H11	VCMT1103	8	8	100	4	—	—	CS25060	FT-7	—	
SVVCN-1010H11	VCMT1103	10	10	100	5	—	—	CS25060	FT-7	—	
SVVCN-1212H11	VCMT1103	12	12	100	6	—	—	CS25060	FT-7	—	
SVVCN-1616H11	VCMT1103	16	16	100	8	—	—	CS25060	FT-7	—	
SVVCN-2020K16	VCMT1604	20	20	125	10	SMV-321	SN535	CS35115	FT-15	LW035	
SVVCN-2525M16	VCMT1604	25	25	150	12.5	SMV-321	SN535	CS35115	FT-15	LW035	